

Recommended mounting height: 1.35 ~ 1.5m

Lens line

1.35~1.5m

Short

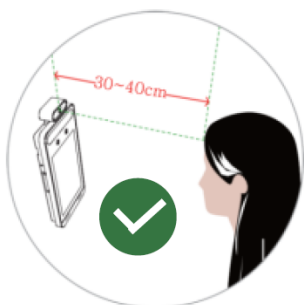
Tall

0.3m

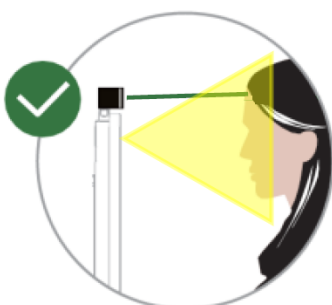
Recommended measure range

0.4m

The area of effective temperature measurement
Area coverage in the height range of 1.4 ~ 2.2m



Measurement distance



Measurement height



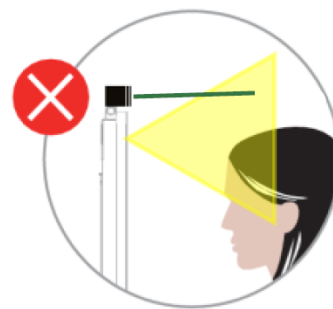
Measurement zone



Covering the forehead



Covering the forehead



Wrong height